

# City of Ridgecrest Finance Committee Agenda

Conference Room B  
100 W California Ave  
Ridgecrest, CA 93555



August 08, 2023  
5:30 PM  
Regular Meeting

**FINANCE COMMITTEE**  
Mayor Bruen, Council Member Hayman

## **CALL TO ORDER**

## **ROLL CALL**

## **APPROVAL OF AGENDA**

## **APPROVAL OF MINUTES**

1. Approve Draft Minutes of the regular meeting dated 07/11/2023.

## **PUBLIC COMMENT (Items Not on the Agenda)**

## **DISCUSSION AND OTHER ACTION ITEMS**

2. Revenue Update
3. ARPA Update

## **COMMITTEE MEMBER COMMENTS**

## **SUPPORT STAFF COMMENTS**

## **FUTURE AGENDA ITEMS**

**NEXT MEETING** September 12, 2023

## **ADJOURNMENT**

---

*This Page Intentionally Left Blank*

## City of Ridgecrest Public Meeting Participation

City of Ridgecrest Committee meetings are OPEN to public attendance. Although meetings are OPEN, public participation is still encouraged via live streaming, call-in or via written correspondence.

TO PARTICIPATE please call, email, or send mail to the contact info provided below:

- Watch and call in to committee meetings via WebEx:  
<https://cityofridgecrest.webex.com/cityofridgecrest/j.php?MTID=m6c43cabb6526281f7b0bdc645be0e449>  
Meeting password: PaXde4DrW88
- Call in to committee meetings via phone:  
1-650-479-3208 Call-in toll number (US/Canada)  
Meeting number (access code): 126 249 6217  
Meeting password: PaXde4DrW88
- Submit written comments:  
We encourage submittal of written comments supporting, opposing, or otherwise commenting on an agenda item, for distribution to the Committee prior to the meeting. Send emails to [kisaac@ridgecrest-ca.gov](mailto:kisaac@ridgecrest-ca.gov), written correspondence may be sent to Kerisa Isaac, Account Clerk 1, 100 W. California Ave., Ridgecrest, CA 93555. Please specify to which agenda item your comment relates. All communication, whether it is a formal letter or an online informal email, is distributed to the Committee.

Please click on the link below to access all Agendas & Minutes.

<https://www.ridgecrest-ca.gov/AgendaCenter>

If you have any questions, please contact at 760-499-5026.

*This Page Intentionally Left Blank*

**City of Ridgecrest  
Finance Committee Draft Minutes**

**Conference Room B  
100 W California Ave  
Ridgecrest, CA 93555**



**July 11, 2023  
5:30 PM  
Regular Meeting**

**FINANCE COMMITTEE**  
Mayor Bruen, Council Member Hayman

**CALL TO ORDER – 5:40 PM**

**ROLL CALL**

Mayor Bruen, *Present*  
Council Member Hayman, *Present*

**APPROVAL OF AGENDA – Approved**

**APPROVAL OF MINUTES – Approved**

1. Approve Draft Minutes of the regular meeting dated 05/09/2023.

**PUBLIC COMMENT (Items Not on the Agenda) – None**

**DISCUSSION AND OTHER ACTION ITEMS**

2. Revenue Update (Ref: Revenue Update)  
**Sales Tax;** On target to hit budgeted amount,  
**Measure L/V;** On target to hit budgeted amount.  
**Measure P;** Should hit budgeted amount.  
**Transient Occupancy Tax;** On trend to hit over budgeted amount, but slightly lower than last year.  
**Property Tax;** Will most likely hit below budget, but this is on par with previous years.
3. ARPA Update (Ref: ARP Fund Planning Meeting)  
Discussion of City Council approved ARPA projects and future projects that are being brought to council
4. Quarterly Investment Report (Ref: Quarterly Portfolio Review)  
Finance Director Freese the City of Ridgecrest’s quarterly investment review as of April 30, 2023.

**COMMITTEE MEMBER COMMENTS – None**

**SUPPORT STAFF COMMENTS – None**

---

**FUTURE AGENDA ITEMS – None**

**NEXT MEETING** August 8, 2023

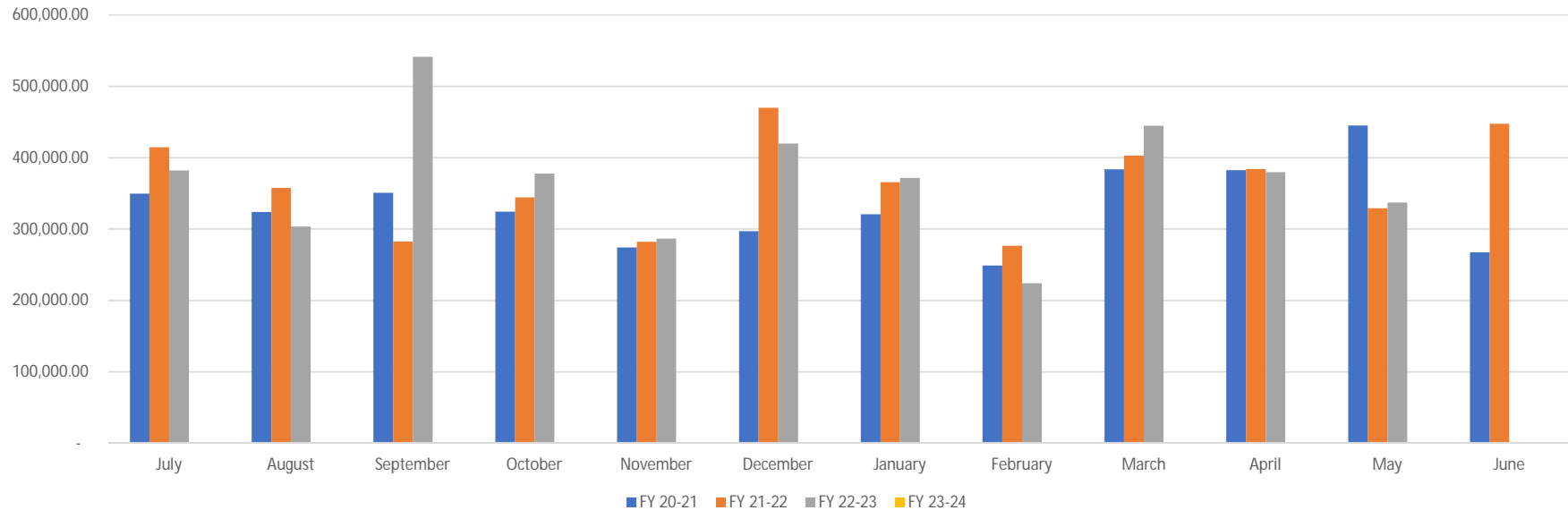
**ADJOURNMENT – 6:20 PM**



City of Ridgecrest  
Revenue Update

Sales Tax

FY 20-21		FY 21-22		FY 22-23		FY 23-24		Average of last 4 years	Median of last 4 years
Month	Amount	Month	Amount	Month	Amount	Month	Amount		
July	349,723.30	July	414,657.14	July	382,248.56	July		382,209.67	382,248.56
August	324,333.00	August	357,694.59	August	303,843.65	August		328,623.75	324,333.00
September	351,141.03	September	282,781.46	September	541,760.11	September		391,894.20	351,141.03
October	324,390.85	October	344,807.49	October	377,779.12	October		348,992.49	344,807.49
November	274,283.18	November	282,556.73	November	286,975.04	November		281,271.65	282,556.73
December	297,317.78	December	470,328.88	December	420,183.19	December		395,943.28	420,183.19
January	321,134.52	January	366,046.70	January	371,774.51	January		352,985.24	366,046.70
February	249,191.85	February	277,039.57	February	224,372.53	February		250,201.32	249,191.85
March	384,030.11	March	403,355.34	March	444,777.29	March		410,720.91	403,355.34
April	382,684.68	April	384,504.14	April	379,831.69	April		382,340.17	382,684.68
May	445,203.69	May	329,430.19	May	337,549.69	May		370,727.86	337,549.69
June	267,774.61	June	447,521.37	June		June		357,647.99	357,647.99
Budget	3,363,977.00	Budget	3,693,633.00	Budget	4,312,332.00	Budget	4,233,737.00		
Actual	3,971,208.60	Actual	4,360,723.60	Actual	4,071,095.38	Actual	-		
Difference	607,231.60	Difference	667,090.60	Difference	(241,236.62)	Difference	(4,233,737.00)		

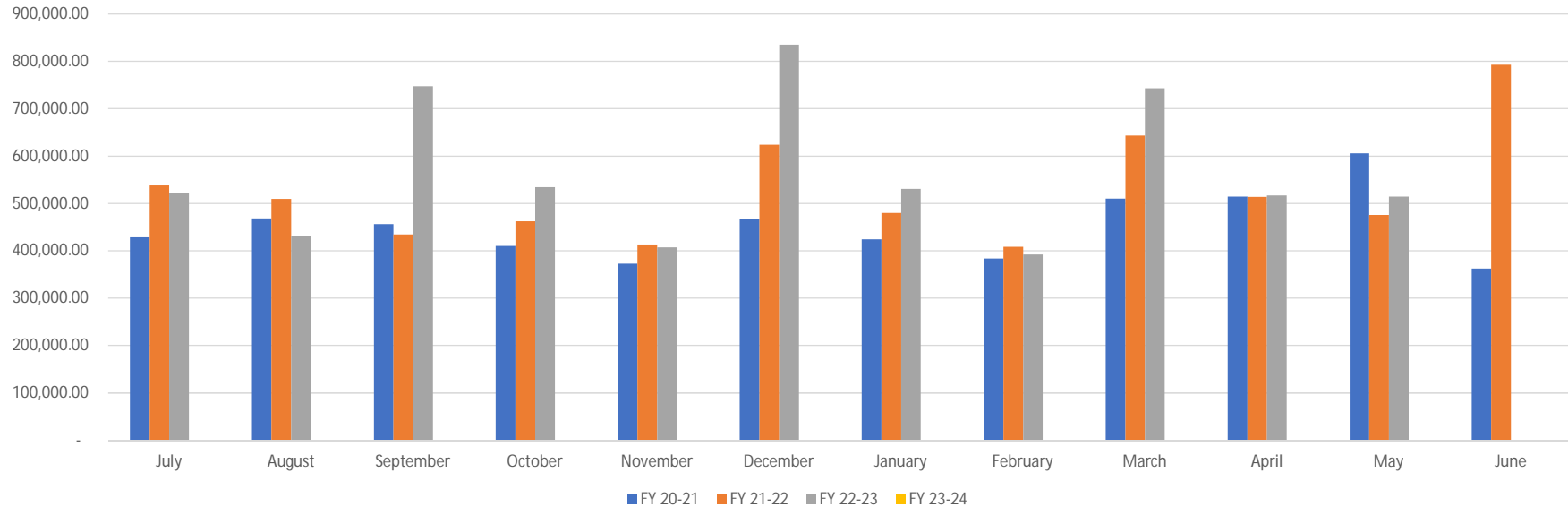




City of Ridgecrest  
Revenue Update

Measure L/V Add-On Tax

FY 20-21		FY 21-22		FY 22-23		FY 23-24		Average of last 4 years	Median of last 4 years
Month	Amount	Month	Amount	Month	Amount	Month	Amount		
July	428,256.50	July	538,159.21	July	520,882.50	July		495,766.07	520,882.50
August	468,230.13	August	509,552.91	August	432,267.09	August		470,016.71	468,230.13
September	456,135.13	September	434,430.28	September	747,741.54	September		546,102.32	456,135.13
October	410,609.87	October	462,323.78	October	534,435.39	October		469,123.01	462,323.78
November	372,546.02	November	413,188.16	November	407,155.04	November		397,629.74	407,155.04
December	466,557.09	December	623,696.39	December	835,010.25	December		641,754.58	623,696.39
January	424,477.72	January	480,118.30	January	530,849.84	January		478,481.95	480,118.30
February	383,583.42	February	408,539.89	February	392,412.62	February		394,845.31	392,412.62
March	510,420.61	March	643,345.03	March	743,061.31	March		632,275.65	643,345.03
April	514,213.53	April	513,545.96	April	517,005.18	April		514,921.56	514,213.53
May	605,801.34	May	475,492.36	May	514,673.40	May		531,989.03	514,673.40
June	362,430.53	June	792,588.24	June		June		577,509.39	577,509.39
Budget	4,371,979.00	Budget	4,993,000.00	Budget	5,959,383.00	Budget	6,466,000.00		
Actual	5,403,261.89	Actual	6,294,980.51	Actual	6,175,494.16	Actual	-		
Difference	1,031,282.89	Difference	1,301,980.51	Difference	216,111.16	Difference	(6,466,000.00)		

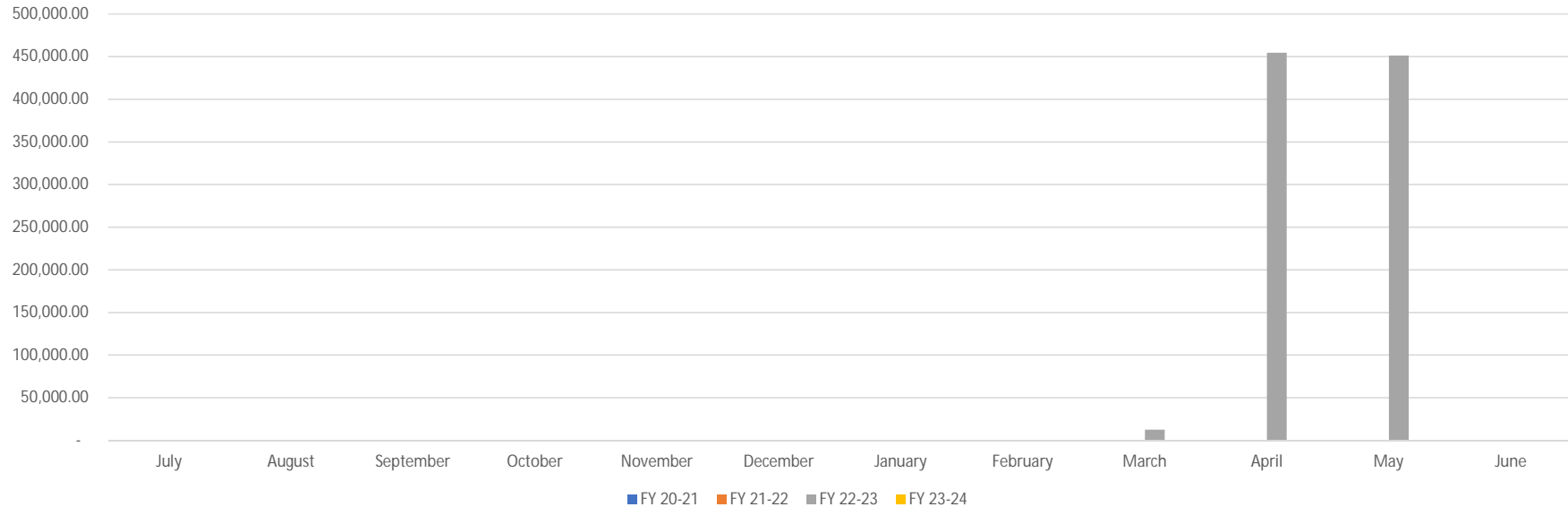






City of Ridgecrest  
Revenue Update

Measure P Add-On Tax									
FY 20-21		FY 21-22		FY 22-23		FY 23-24		Average of last 4 years	Median of last 4 years
Month	Amount	Month	Amount	Month	Amount	Month	Amount		
July		July		July	-	July		-	-
August		August		August	-	August		-	-
September		September		September	-	September		-	-
October		October		October	-	October		-	-
November		November		November	-	November		-	-
December		December		December	-	December		-	-
January		January		January	-	January		-	-
February		February		February	-	February		-	-
March		March		March	12,296.61	March		12,296.61	12,296.61
April		April		April	454,452.14	April		454,452.14	454,452.14
May		May		May	451,254.18	May		451,254.18	451,254.18
June		June		June	-	June		-	-
Budget	-	Budget	-	Budget	1,475,000.00	Budget	6,466,000.00		
Actual	-	Actual	-	Actual	918,002.93	Actual	-		
Difference	-	Difference	-	Difference	(556,997.07)	Difference	(6,466,000.00)		

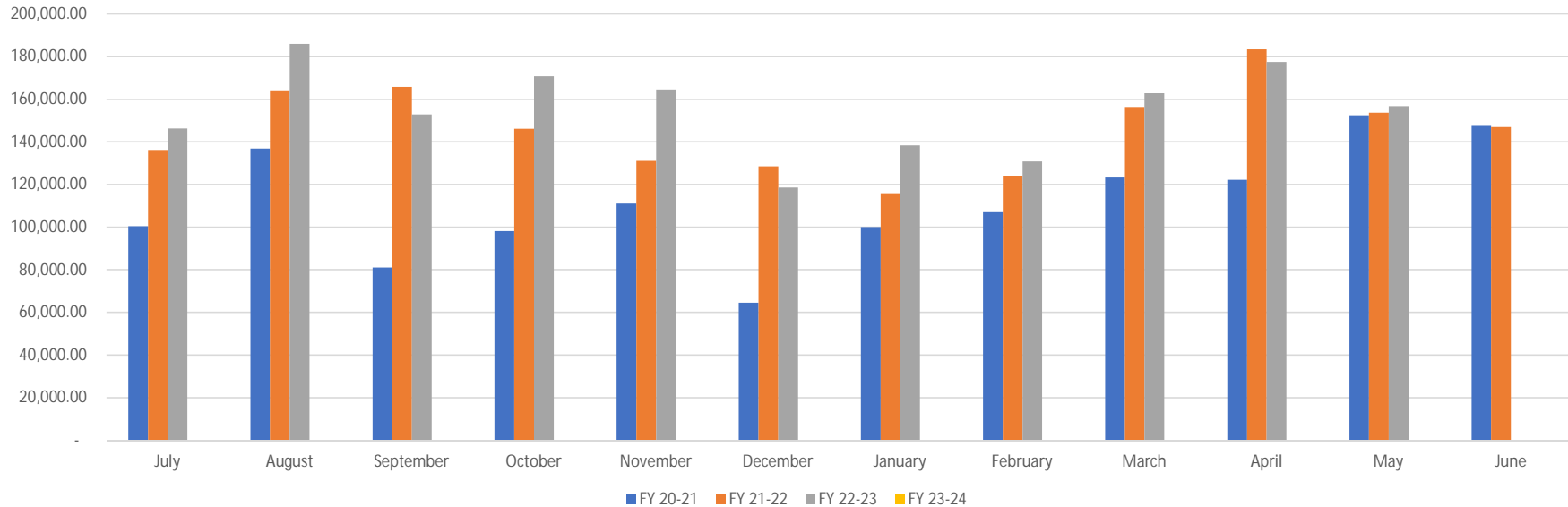




City of Ridgecrest  
Revenue Update

Transient Occupancy Tax

FY 20-21		FY 21-22		FY 22-23		FY 23-24		Average of last 4 years	Median of last 4 years
Month	Amount	Month	Amount	Month	Amount	Month	Amount		
July	100,451.47	July	135,844.97	July	146,336.85	July		127,544.43	135,844.97
August	136,901.32	August	163,881.89	August	186,051.93	August		162,278.38	163,881.89
September	81,092.72	September	165,840.61	September	153,011.16	September		133,314.83	153,011.16
October	98,242.42	October	146,217.53	October	170,912.87	October		138,457.61	146,217.53
November	111,082.73	November	131,210.52	November	164,628.19	November		135,640.48	131,210.52
December	64,563.91	December	128,566.91	December	118,691.35	December		103,940.72	118,691.35
January	100,168.08	January	115,615.52	January	138,427.71	January		118,070.44	115,615.52
February	107,037.57	February	124,136.27	February	130,913.05	February		120,695.63	124,136.27
March	123,367.73	March	156,031.43	March	162,878.99	March		147,426.05	156,031.43
April	122,338.20	April	183,523.31	April	177,622.57	April		161,161.36	177,622.57
May	152,518.73	May	153,840.54	May	156,828.14	May		154,395.80	153,840.54
June	147,571.68	June	147,011.62	June		June		147,291.65	147,291.65
Budget	1,500,000.00	Budget	1,400,000.00	Budget	1,400,000.00	Budget	1,800,000.00		
Actual	1,345,336.55	Actual	1,751,721.12	Actual	1,706,302.81	Actual	-		
Difference	(154,663.45)	Difference	351,721.12	Difference	306,302.81	Difference	(1,800,000.00)		

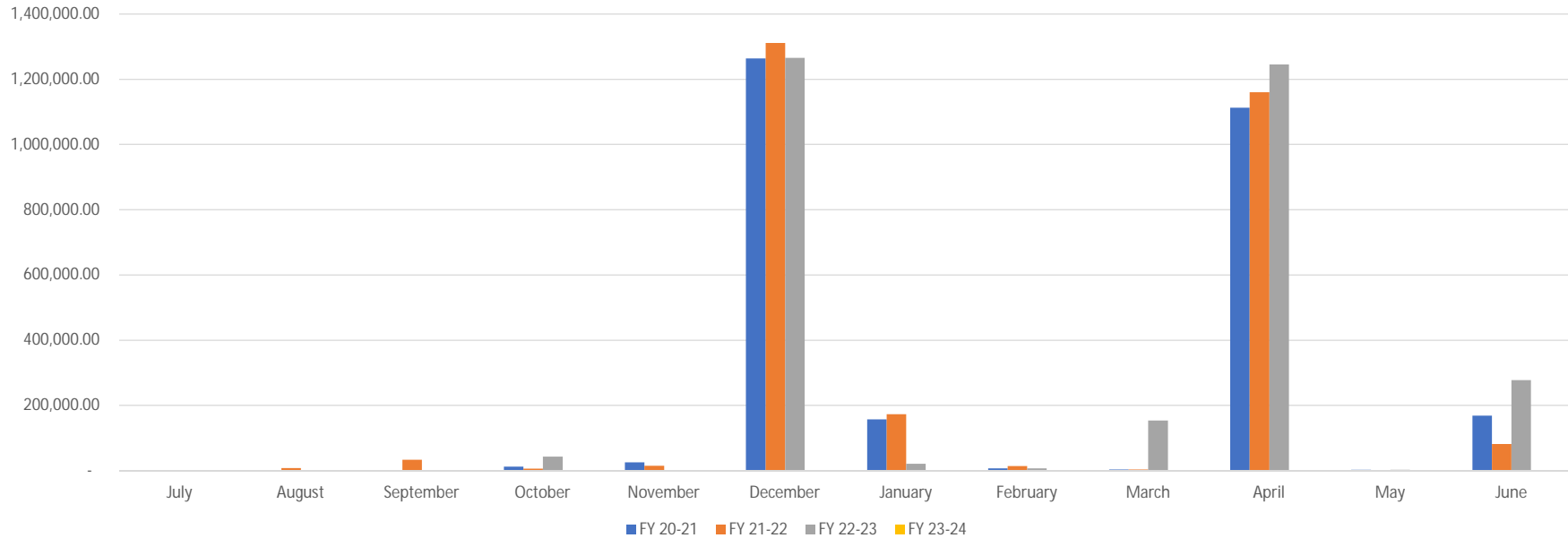




City of Ridgecrest  
Revenue Update

Property Taxes (All Accounts Included)

FY 20-21		FY 21-22		FY 22-23		FY 23-24		Average of last 4 years	Median of last 4 years
Month	Amount	Month	Amount	Month	Amount	Month	Amount		
July	2,012.65	July		July	1,453.35	July		1,733.00	1,733.00
August	-	August	7,487.98	August	-	August		2,495.99	-
September	-	September	33,151.01	September	-	September		11,050.34	-
October	11,868.39	October	6,400.62	October	43,082.85	October		20,450.62	11,868.39
November	25,681.33	November	14,901.30	November	-	November		13,527.54	14,901.30
December	1,264,046.30	December	1,311,288.62	December	1,265,333.01	December		1,280,222.64	1,265,333.01
January	156,932.33	January	173,239.01	January	21,173.17	January		117,114.84	156,932.33
February	7,185.38	February	13,634.26	February	7,353.30	February		9,390.98	7,353.30
March	3,120.39	March	3,176.84	March	154,032.44	March		53,443.22	3,176.84
April	1,113,041.14	April	1,160,405.69	April	1,245,810.84	April		1,173,085.89	1,160,405.69
May	2,929.12	May	145.29	May	2,877.20	May		1,983.87	2,877.20
June	168,903.69	June	81,396.24	June	277,109.56	June		175,803.16	168,903.69
Budget	2,592,358.00	Budget	2,705,464.00	Budget	3,024,930.00	Budget	2,936,314.00		
Actual	2,755,720.72	Actual	2,805,226.86	Actual	3,018,225.72	Actual	-		
Difference	163,362.72	Difference	99,762.86	Difference	(6,704.28)	Difference	(2,936,314.00)		



*This Page Intentionally Left Blank*

Project	Original Estimate	Amount Approved	Approved by Council	Amount Spent	Project Complete	Amount Pending	Leftover Funds
RACVB Welcome Center Contribution	649,000	649,000	10/6/2021	649,000	Yes	-	-
Police Vehicles with "Packing Heat" Software	500,000	500,000	10/6/2021	323,068	No	176,932	-
City-Wide Broadband Installation Agreement	250,000	479,999	11/3/2021 & 10/	456,432	No	23,567	-
One-Time Essential Employee Hazard Pay	424,142	424,142	12/1/2021	395,614	Yes	-	28,528
QCT - Leroy Jackson - Replace Water Tank	31,107	31,107	1/5/2022	29,131	Yes	-	1,976
Parks & Rec Roofs	52,111	64,033	1/5/2022 & 2/1/2	64,040	Yes	-	(7)
Pearson Park - Solar Lighting	32,925	32,925	1/5/2022	24,993	Yes	-	7,932
Campus WIFI Refresh	50,000	59,183	4/20/2022	49,016	No	10,166	-
QCT - Leroy Jackson - Repair and Resurface Tennis Courts	480,000	576,000	5/4/2022	-	No	576,000	-
Kerr McGee - Replace Banquet Hall Flooring	75,000	101,388	8/3/2022 & 11/0:	101,388	Yes	-	-
Kerr McGee - Replace Partitions in Banquet Hall and Gym	845,000	956,352	8/3/2022	825,940	No	130,412	-
All Parks - Smart Water System	17,000	24,610	1/19/2022	21,377	Yes	-	3,233
Virtual Desktop Infrastructure Refresh/ Server Infrastructure Refres:	435,000	582,607	1/18/2023	498,366	No	84,241	-
QCT - Leroy Jackson - Restroom/Concession Building	325,000	990,460	1/18/2023		No	990,460	-
Kerr McGee YSC Topographic Mapping		28,500	2/15/2023	28,500	No	-	-
Kerr McGee YSC Spectator Seating Shade	233,000	559,878	3/1/2023		No	559,878	-
				-			-
	Totals	6,060,184		3,466,867		2,551,656	41,662
					Total ARPA Funds	6,930,958	
					Interest Earnings	55,698	
					Amount Remaining to be Allocated	968,133	

*Pending Projects*

QCT - Leroy Jackson - Softball Field Lights	110,000	
QCT - Leroy Jackson - Softball Field Infield Renovation	50,000	amount dropped due to inhouse work
Kerr McGee Baseball Fields - Slatted Chain Link Fence	46,000	waiting till other projects designation for best placement

Total Pending Projects 206,000

Amount to be allocated minus pending projects 762,133

Spent and Approved amounts as of: 8/2/2023